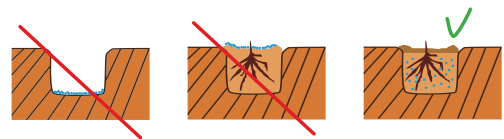


SPECIFICATION SHEET

The product is a physical soil conditioner designed to increase the water and nutrient holding capacity of soils and growing media, increase plants' root development, growth and survival rate and reduce the need for watering by up to 50%. The product is a dry, free flowing, powdery-to-granular mixture of cross-linked hydroabsorbent polymers, growth precursors and volcanic rock enriched with soluble, slow release and synthetic nitrogen fertilisers. The product has an absorption capacity of a ~8000g H₂O/100g in distilled water using Method of Analysis CEN EN 13041 and more than 95% of the water contained in the polymers is plant available.

The soil conditioning technology has to be mixed homogeneously into the root zone or growing medium.



BENEFITS

HEALTHIER PLANTS & INCREASED YIELDS

INCREASED SURVIVAL RATE

INCREASED WATER RETENTION CAPACITY

WATER SAVINGS OF UP TO 50%

STRONGER & DEEPER ROOT DEVELOPMENT

FASTER & BETTER PLANT ESTABLISHMENT

HIGHER RESISTANCE TO DROUGHT STRESS AND DISEASES

BETTER USE OF FERTILISERS

ENABLES PLANT GROWTH IN DEGRADED, SALINE OR OTHERWISE MARGINAL SOILS

APPLICATIONS

Tree & shrub planting
Flower and shrub beds, roof gardens, lawns, etc.
Window boxes, hanging baskets and containers
Horticulture
Agriculture

WHEN TO APPLY?

When planting or just before seeding.

APPLICATION FREQUENCY?

Just once.

MACHINERY REQUIRED FOR APPLICATION?

For lawns and large areas of land: fertiliser spreader (preferably drop type) & rotary hoe.

COMPOSITION

Mixture of cross-linked hydroabsorbent polymers	39.50%
Fertilisers	10.50%
N total	4%
P ₂ O ₅ soluble in mineral acid	1%
K ₂ O soluble in water	5.5%
Micronutrients: B, Cu, Fe, Mn, Mo, Zn	
Growth precursors.....	0.25%
Volcanic rock.....	49.75%

TECHNICAL CHARACTERISTICS

Bulk Density.....	~800g/l
Dry matter.....	~96%
pH (1 g /l H ₂ O).....	~7
Absorption capacity in distilled water (Method of Analysis CEN EN 13041).....	~8000g H ₂ O/100g
Absorption capacity in solution of 2 g/l Ca(NO ₃) ₂ (Method of Analysis CEN EN 13041).....	~1800g H ₂ O/100g
Dry granular mixture free of micro-organisms	
Certified non-toxic	
Particle size.....	0.63 mm-4 mm (>85%)
Lifespan.....	8 years

APPLICATION RATES & METHODS

AGRICULTURE

Application per plant hole – see Tree & shrub planting

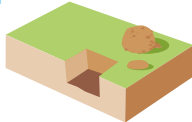
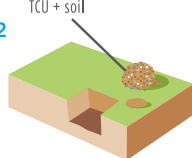
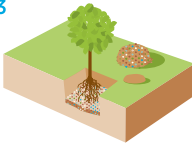
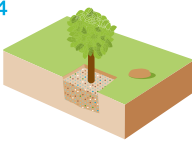

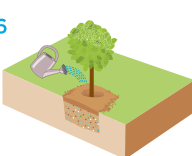
HORTICULTURE

Containerised application – see Baskets, containers, troughs etc.

TREE* & SHRUB PLANTING

1.5 kg per m³ growing medium or soil taken from plant hole or 1.5 grams per litre soil

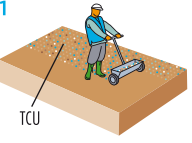
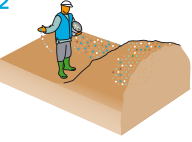


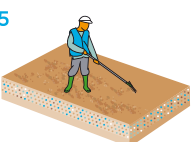
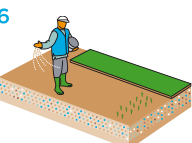
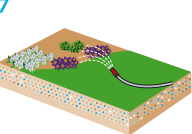
Application method:

- 1  Dig plant hole at least 2x the diameter of the root ball, container or spread of roots in the shape of a cube. Keep small amount of soil from the hole apart from the rest.
- 2  Add TerraCottem® universal (TCU) to soil taken from the hole at recommended rate and mix well.
- 3  Fill partially with TCU-soil mixture. Place tree in hole.
- 4  Fill partially with TCU-soil mixture not higher than the top of the root ball.
- 5  Apply the soil set apart earlier as a mulch layer, creating a concave shape to trap available water.
- 6  Water thoroughly.

FLOWER & SHRUB BEDS, LAWNS, ETC.

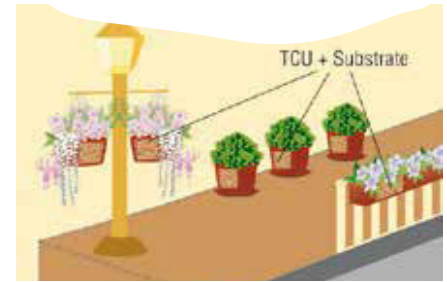
100 - 200 g per m² or 500 - 1000g per m³ growing medium mixed off-site

Application methods:

- 1  Apply TerraCottem® universal (TCU) to surface at recommended rate with a fertiliser spreader or mix off-site with growing medium and apply this to surface.
- 2  For small areas (e.g. a couple of dozen square metres/yards) and slopes apply TCU manually at recommended rate.
- 3  On the same day, incorporate TCU into the root zone to a depth of 20 cm/8 inches with a rotary hoe or similar, across the length and width of the area.
- 4  For slopes, use a hoe to incorporate the product into the soil at a depth of 20 cm/8 in.
- 5  Prepare the soil for planting or seeding.
- 6  Plant or seed & water thoroughly.
- 7  Water thoroughly.

BASKETS, CONTAINERS, ROOF GARDENS, TROUGHES, ETC.

5 kg per m³ growing medium or 5 grams per litre growing medium.



1. Mix TerraCottem® universal (TCU) completely with substrate at recommended rate.
2. Fill bottom of container with TCU-soil mixture.
3. Place plant in container and fill with this TCU-soil mixture.
4. Water thoroughly.



Find out how TerraCottem works



Plant size	Planthole size	Planthole volume in litres soil	TC universal rate (metric)
Tubestock 100mm	20 x 20 x 30 cm	12	20 g
140-150mm	30 x 30 x 30 cm	27	40 g
200mm	40 x 40 x 40 cm	64	100 g
300mm	50 x 50 x 50 cm	125	185 g
25 LT	60 x 60 x 60 cm	216	352 g
45-50 LT	70 x 70 x 70 cm	343	500g
75 LT	80 x 80 x 80 cm	512	750 g
100 LT	90 x 90 x 90 cm	729	1 kg
	1 x 1 x 1 m	1,000	1.5 kg

Arboregreen

1300 760 642

/ arboregreen.com.au



*fruit trees, evergreens & deciduous trees